


TRASH PUMPS



**Trash Pumps for tough  
construction, municipal  
and industrial applications**







# Gasoline Powered Trash Pumps



## QP2TH

2" Suction/Discharge • 211 GPM Flow • 98' Head  
Moves up to 1" solids • Honda GX160, 4.8 HP



## QP3TH

3" Suction/Discharge • 396 GPM Flow • 95' Head  
Moves up to 1.5" solids • Honda GX240, 7.9 HP



## QP4TH

4" Suction/Discharge • 555 GPM Flow • 90' Head  
Moves up to 2" solids • Honda GX340, 10.7 HP

**Trust your toughest dewatering jobs to MultiQuip's Trash Pumps** — our pumps are specially engineered to meet the extreme demands of professional contractors.

These dependable models have been developed to ensure high performance throughput and operational longevity.

**Desirable Manifold Systems** — MultiQuip trash pumps provide both left and right discharge ports for operator convenience and flow flexibility.

**Industrial Grade Pump Body** - unique die-cast, lightweight aluminum casings ensure the fastest priming times.

**Specially Engineered Volute** - easily removable, double passage design ensures the fastest priming actions, minimal clogging, and improved flow efficiency.

**Rugged Impeller** — the special balanced, multi-vane open designed impeller made from #45 ductile iron ensures the swift movement of heavy debris and greatly resists abrasion.

**Pro Constructed Mechanical Seal System** - the silicon/carbon and 303 stainless steel assembly meets the rigorous demands of abrasion and high temperature operations.

**Trusted Power** - pumps are driven by selected Honda gasoline engines with an automatic low oil shut-off feature. These engines meet all EPA/CARB environmental requirements. Special shock mounted systems ensure that engine harmonics are dampened to the pump and pump frame.



# Gasoline Powered Trash Pump with Auto Float Switch

**The QP3Ti is a revolutionary idea in compact trash pump design.** Its the first gasoline-powered centrifugal pump to provide unattended operation, manual flow control, and automatic shutdown if prime is unavailable. Supported by

Multiquip's proven QP3T pump end, this unique trash pump is ideal for a range of dewatering jobs including excavations, flooding, manholes, sewage bypass, barge cleaning, foundations and water transfer.



## QP3Ti

**3" Suction/Discharge • 396 GPM Flow • 95' Head  
Moves up to 1.5" solids • Honda iGX270, 8.5 HP**

**Float switch controls** adapt to either drain (pump down) or fill (pump up) applications using float sensors and pump in Auto/Standby mode.

**Adjustable flow control** enables operator to dial in preferred flow rate (high, medium or low) with pump in Manual mode.

**Faster priming times** are attained by an Engine Control Unit (ECU) that sets higher engine RPM at start up and automatically reduces engine RPM within 15 seconds of pump being primed.

**Dependable Honda iGX270 engine** is equipped with low oil alert, electric start, electronic governor and unique automatic choke design for easy starting.

**Fuel efficient design** shuts off engine automatically if pump fails to prime within 5 minutes, or if the prime is lost; prevents no-load operation and wear to critical components.

**High quality pump end** utilizes a high strength, aluminum die-cast housing and wear resistant cast iron impeller and volute designs.



# Ultra-Quiet Gasoline Powered Trash Pump

Multiquip offers an industry first in portable pipe-framed dewatering pumps — an *Ultra-Quiet Trash Pump*. Along with the trusted

performance of our 3" pump end, the QP3TS operates at 63 dBA which is the approximate sound signature of normal conversation.



## QP3TS

3" Suction/Discharge • 396 GPM Flow • 95' Head  
Moves up to 1.5" solids • Honda GX270, 8.5 HP  
63 dBA • 4.5 hours run time

**Unique Sound Attenuated Manifold System** — Multiquip offers the first integrated noise cancelling design engineered into the operating dynamics of the pump. This one-of-a-kind feature ensure sound signatures of 63 dBA.

**Compact Mobile Package** — The QP3TS comes self-contained in a protective enclosure with an integrated wheel kit.

**Industrial Grade Pump Body** — unique die-cast aluminum casings ensure the fastest priming times, lightweight signature, and extra tolerances to high pressure demands.

**Specially Engineered Volute and Impeller Assembly** — easily removable, double passage design ensures the fastest priming actions, minimal clogging, and improved flow efficiency.

**Pro Constructed Mechanical Seal System** — the silicon/carbon and Type 303 stainless steel assembly meet the rigorous demands of abrasion and high temperature operations.

**Powerful Engine** — a specially selected Honda GX270 gasoline engine with automatic low oil shut-off and convenient electric start was chosen for this pump.





# Quiet-Run, X-Tra Fuel Gasoline Powered Trash Pump

**New! All the best features in one pump:** powerful gasoline engine, industry standard pump-end, unique pump-end sound attenuation manifold (no louder than a dishwasher) and an extended run fuel tank.



## QP3THX

**3" Suction/Discharge • 396 GPM Flow • 95' Head  
Moves up to 1.5" solids • Honda GX240, 7.9 HP  
71 dBA • 7.2 hours run time**

### **Unique Sound Attenuated Manifold System**

— MultiQuip offers the first integrated noise cancelling design engineered into the operating dynamics of the pump. This one-of-a-kind feature ensure sound signatures of 71 dBA.

**Long Operating Run Time** — The QP3THX is designed with a 4.2 gallon fuel tank that provides over seven hours of pumping operations.

**Industrial Grade Pump Body** — unique die-cast aluminum casings ensure the fastest priming times, lightweight signature, and extra tolerances to high pressure demands.

### **Specially Engineered Volute and Impeller Assembly**

— easily removable, double passage design ensures the fastest priming actions, minimal clogging, and improved flow efficiency.

### **Pro Constructed Mechanical Seal System**

— the silicon/carbon and Type 303 stainless steel assembly meets the rigorous demands of abrasion and high temperature operations.

**Powerful Engine** — the pump is powered by a trusted Honda GX270 gasoline engine with automatic low oil shut-off and industrial designed shock mounts.



# Diesel Powered Trash Pumps



**Multiquip offers a extensive line of diesel powered pipe-framed Trash Pumps** in popular capacities. These models provide excellent pumping performance, Tier IV Final EPA/CARB certifications, and the convenience of electric start.

## QP2TK

**2" Suction/Discharge • 172 GPM Flow • 85' Head  
Moves up to 1" solids • Kubota OC60-E4, 6 HP**



**Trusted Diesel Power Systems** — pumps are driven by selected Kubota diesel engines with convenient electric start. All engines meet all EPA/CARB environmental requirements. Special shock mounted systems ensure that engine harmonics are dampened to the pump and pump frame.

## QP3TK

**3" Suction/Discharge • 325 GPM Flow • 85' Head  
Moves up to 1.5" solids • Kubota OC60-E4, 6 HP**

**Industrial Grade Pump Body** - unique die-cast, lightweight aluminum casings ensure the fastest priming times.

**Specially Engineered Volute** — easily removable, double passage design ensures the fastest priming actions, minimal clogging, and improved flow efficiency.



**Rugged Impeller** — the special balanced, multi-vane open designed impeller made from 45 ductile iron ensures the swift movement of heavy debris and greatly resists abrasion.

**Pro Constructed Mechanical Seal System** — the silicon/carbon and Type 303 stainless steel assembly meets the rigorous demands of abrasion and high temperature operations.

**Desirable Manifold Systems** — Multiquip trash pumps provide both left and right discharge ports for operator convenience and flow flexibility.

## QP4TK

**4" Suction/Discharge • 475 GPM Flow • 85' Head  
Moves up to 2" solids • Kubota OC95-E4, 9.5 HP**

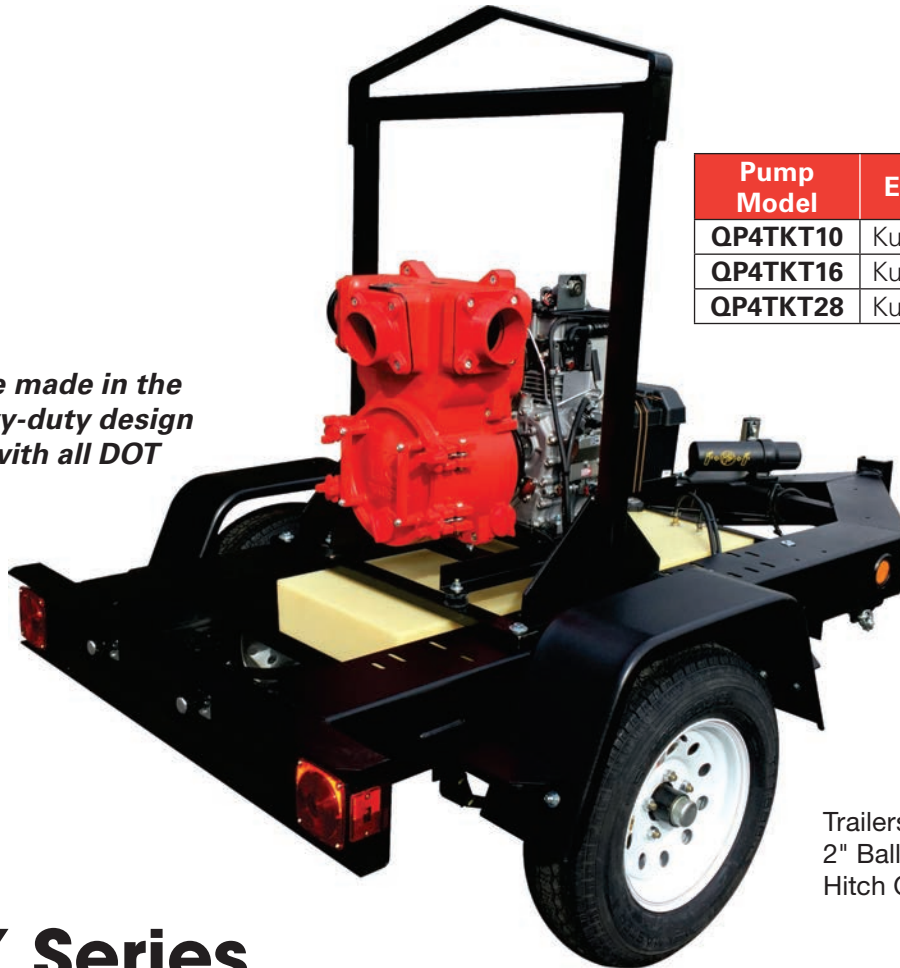


# Trailer-Mount Diesel Powered Trash Pumps

**Trailer mounted pumping performance** – Multiquip offers three trailer-mounted packages that support our popular 4" diesel model trash

pump. All trailers are made in the USA, combine design ruggedness, and meet all DOT/NHTSA standards.

*Trailers are made in the USA. Heavy-duty design complies with all DOT standards.*



Pump Model	Engine Model	Fuel Capacity
<b>QP4TKT10</b>	Kubota OC95-E4	1.45 gal.
<b>QP4TKT16</b>	Kubota OC95-E4	16 gal.
<b>QP4TKT28</b>	Kubota OC95-E4	28 gal.

Trailers come standard with 2" Ball Hitch, or request Loop Hitch Option (No. 29369)

## QP4TK Series

**4" Suction/Discharge • 475 GPM Flow • 85' Head  
Moves up to 2" solids • Kubota OC95-E4, 9.5 HP  
Three trailer mount models**

**Trusted Diesel Power System** – a powerful Kubota diesel engine with convenient electric start drives the pump. This engine meets all EPA/CARB environmental requirements. A special shock mounted system ensures that engine harmonics are dampened to the pump and pump frame.

**Industrial Grade Pump Body** — unique die-cast aluminum casings ensure the fastest priming times, lightweight signature, and extra tolerances to high pressure demands.

**Specially Engineered Volute and Impeller** — easily removable, double passage design ensures the fastest priming actions, minimal clogging, and improved flow efficiency.

**Pro Constructed Mechanical Seal System** — the silicon/carbon and Type 303 stainless steel assembly meets the rigorous demands of abrasion and high temperature operations.






# Skid/Trailer-Mount Diesel Powered Trash Pumps

The **Multiquip MQ62 Series Trash Pump** is the perfect choice for demanding dewatering applications. The trusted MQ pump-end produces exceptional flow rates, easily handles high debris-

laden water, and maintains long operating life due to the strength of its industrial engineered casings and components.



Pump Model	Engine Model	Design	Fuel Capacity
MQ62TKS	Kohler KDW1404	Skid Mount	16 gal.
MQ62TKT	Kohler KDW1404	Trailer Mount	28 gal.

## MQ62T Series

6" Suction/Discharge • 1,190 GPM Flow • 111' Head  
Moves up to 3" solids • Kohler KDW1404, 24.3 HP  
Trailer or skid mount models

### *Trailer Mount or Skid Mount*

*Trailers are made in the USA. Heavy-duty design complies with all DOT standards.*

Trailers come standard with 2" Ball Hitch, or request Loop Hitch Option (No. 29369)

**Trusted Diesel Power Systems** — the MQ62 is driven by a powerful Tier IV (F) Kohler diesel engine that meets all EPA/CARB environmental requirements. A rugged Control Box and throttle assembly support engine operations.

**Industrial Grade Pump Body** — industrial grey iron casings ensure abrasion-resistance and high tolerances to pressure demands.

**Specially engineered Volute and Impeller** — easily removable, double passage design ensures the fastest priming actions, minimal clogging, and improved flow efficiency.

**Pro Style Mechanical Seal System** — the pump is supported by a lubricated double floating self-aligning seal design. The rotating and stationary seal faces are made of tungsten titanium carbide for heat and abrasion resistance.





# Skid/Trailer-Mount Diesel Powered Trash Pumps

The **MQ600 Series Trash Pump** provides the superior performance you come to expect from MultiQuip's professional grade high capacity dewatering pumps. The pump offers a compact

and powerful Hatz 4H50 4-cylinder, turbo charged, water cooled diesel Tier IV (F) engine and trusted 6" pump end.



Pump Model	Engine Model	Design	Fuel Capacity
MQ600H	Hatz 4H50TIC	Skid Mount	40 gal.
MQ600HTB	Hatz 4H50TIC	Trailer, Ball	40 gal.
MQ600HTP	Hatz 4H50TIC	Trailer, Loop	40 gal.

**Trailer Mount or Skid Mount**

**Qualifies: ISO 9001:2008 Certified — 518524**

Trailers come standard with 2" Ball Hitch, or request Loop Hitch Option (No. 29369)

## MQ600 Series

6" Suction/Discharge • 1,600 GPM Flow • 150' Head  
 Moves up to 3" solids • Hatz 4H50TIC, 68.4 HP  
 Trailer or skid mount models



**The Hatz 4H50 engine is supported by the LOFA™ 620 Control Box, which monitors multiple engine operating conditions**

**Trusted Diesel Power System** – The pump is powered by a Tier IV (F) Hatz model 4H50TIC 4-cylinder, liquid cooled 68.4 HP @ 2,000 RPM diesel engine that utilizes a simple Diesel Oxidation Catalyst (DOC) to control emissions. The engine is EPA/CARB compliant.

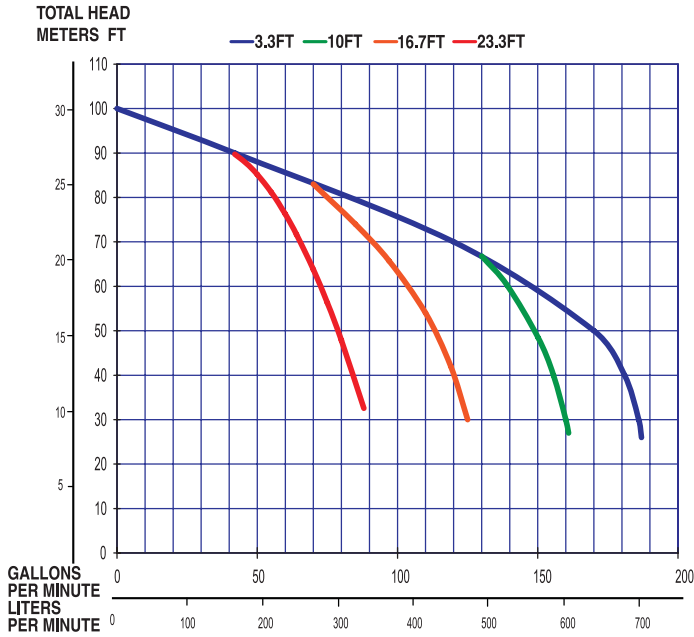
**Efficient Operating Design** — Fuel consumption is only 1.76 GPH at 2,000 RPM.

**Engine Control** — supported by a Bosch™ common rail fuel injection system, high pressure fuel pump and triple fuel filtration system.

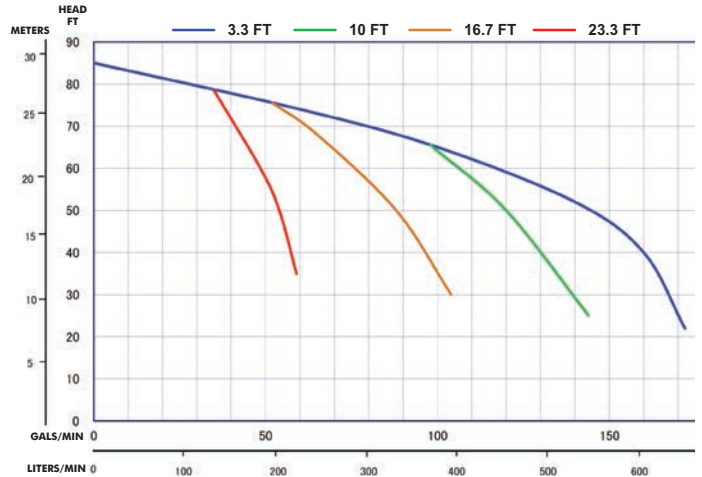


# Trash Pump Performance Curves

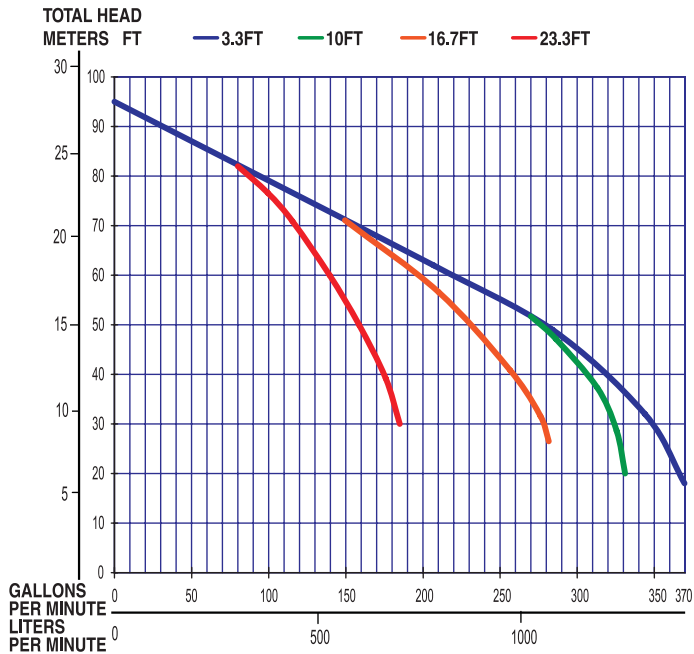
### QP2TH



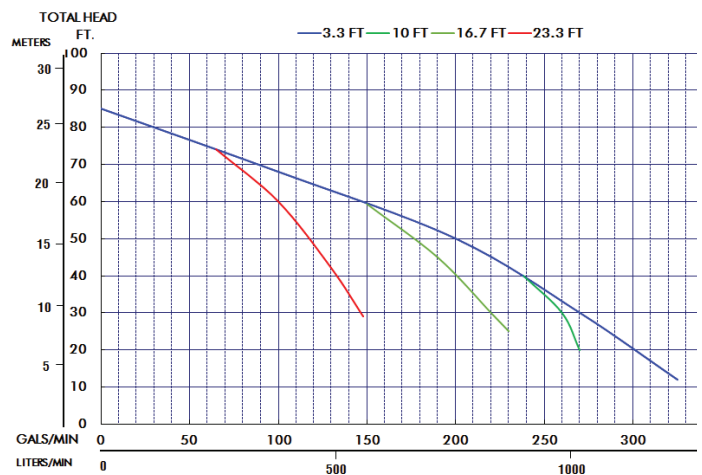
### QP2TK



### QP3TH, QP3Ti, QP3TS, QP3THX



### QP3TK



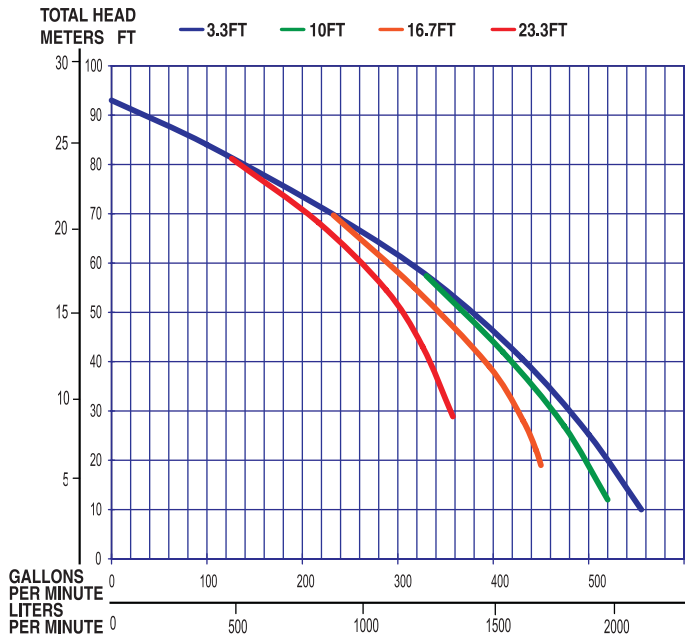
**Note** - The curve data represents the designed performance of the pump models, but does not take into account the many natural physical forces that act upon the pump in supporting the job. Contact MultiQuip for detailed guidance and pump calculations for your specific application.



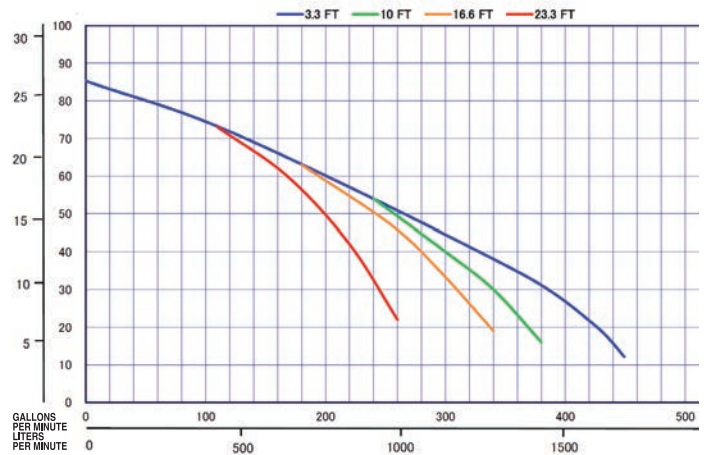


# Trash Pump Performance Curves

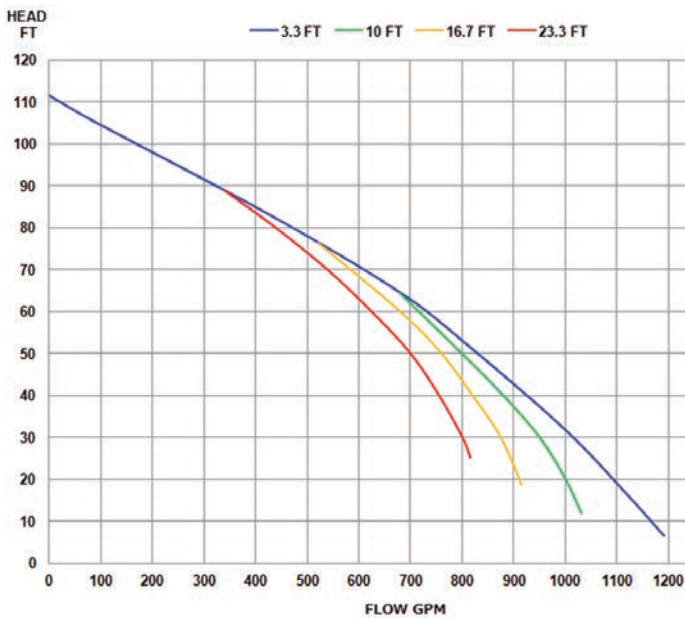
### QP4TH



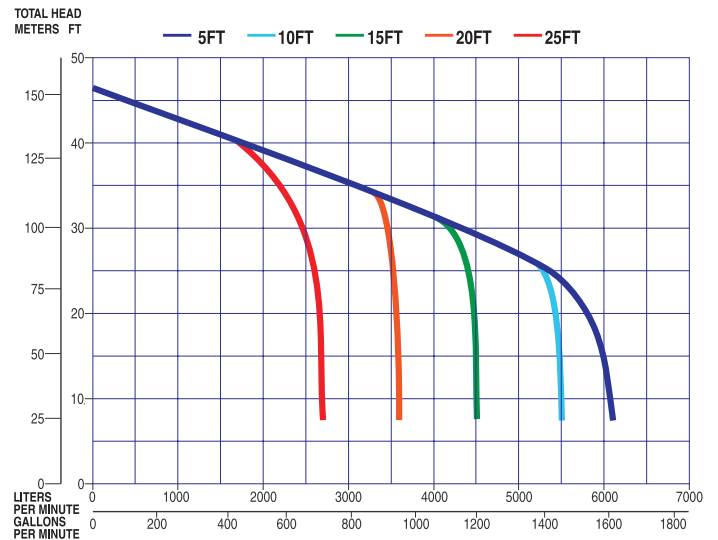
### QP4TK



### MQ62K



### MQ600H



**Note** - The curve data represents the designed performance of the pump models, but does not take into account the many natural physical forces that act upon the pump in supporting the job. Contact MultiQuip for detailed guidance and pump calculations for your specific application.

# Trash Pump Specifications

Model	Suction x Discharge in.	Max Capacity GPM	Max Lift ft.	Max Head ft.	Max Pressure psi.	Max Solids in.	Engine	HP	Operating RPM	Oil Alarm	Fuel Capacity gal.	Fuel Rate gal.	Start Method	Wheel Kit Option	Dimensions inch	Dry Wt lbs.
<b>GASOLINE POWERED TRASH PUMPS</b>																
QP2TH	2 x 2	211	25	98	42.4	1	Honda GX160	4.8	3,600	Std.	0.83	0.46	Recoil	UWKB	27 x 18.5 x 20.5	96
QP3TH	3 x 3	396	25	95	41.1	1.5	Honda GX240	7.9	3,600	Std.	1.4	0.67	Recoil	UWKB	29 x 22 x 23	163
QP3Ti	3 x 3	396	25	95	41.1	1.5	Honda iGX270	8.5	3,600	Std.	1.4	0.7	Electric	Included	40 x 27 x 30	200
QP3THX	3 x 3	396	25	95	41.1	1.5	Honda GX240	7.9	3,600	Std.	4.2	0.67	Recoil	UWK4	30 x 23.5 x 23	188
QP3TS	3 x 3	396	25	95	41.1	1.5	Honda GX270	8.5	3,600	Std.	2.9	0.7	Electric	Included	32 x 31 x 30	287
QP4TH	4 x 4	555	25	90	40	2	Honda GX340	10.7	3,600	Std.	1.6	0.92	Recoil	UWK4	29 x 25 x 28	216
<b>DIESEL POWERED TRASH PUMPS</b>																
QP2TK	2 x 2	172	25	85	37.7	1	Kubota OC60-E4	6.0	3,600	n/a	0.95	0.41	Electric	UWKB	27 x 23.5 x 24	157
QP3TK	3 x 3	325	25	85	37.7	1.5	Kubota OC60-E4	6.0	3,600	n/a	0.95	0.41	Electric	UWKB	27 x 23.5 x 24	176
QP4TK	4 x 4	475	25	85	37.7	2	Kubota OC95-E4	9.5	3,600	n/a	1.45	0.63	Electric	UWK4	30.5 x 24.5 x 28.5	286
QP4TKT10	4 x 4	475	25	85	37.7	2	Kubota OC95-E4	9.5	3,600	n/a	1.45	0.63	Electric	n/a	92 x 53 x 67	615
QP4TKT16	4 x 4	475	25	85	37.7	2	Kubota OC95-E4	9.5	3,600	n/a	16	0.63	Electric	n/a	102 x 57 x 67	665
QP4TKT28	4 x 4	475	25	85	37.7	2	Kubota OC95-E4	9.5	3,600	n/a	28	0.63	Electric	n/a	102 x 57 x 67	735
MQ62TKS	6 x 6	1,190	25	111	48	3	Kohler KDW1404	24.3	2,700	Std.	16	1.85	Electric	Skid	80 x 23 x 44	1560
MQ62TKT	6 x 6	1,190	25	111	48	3	Kohler KDW1404	24.3	2,700	Std.	28	1.85	Electric	n/a	101 x 56 x 68	1960
MQ600H	6 x 6	1,600	25	150	64.9	3	Hatz 4H50TIC	68.4	2,000	Std.	40	1.76	Electric	Skid	80 x 39 x 49	2200
MQ600HTB	6 x 6	1,600	25	150	64.9	3	Hatz 4H50TIC	68.4	2,000	Std.	40	1.76	Electric	n/a	124 x 64 x 67	2850
MQ600HTP	6 x 6	1,600	25	150	64.9	3	Hatz 4H50TIC	68.4	2,000	Std.	40	1.76	Electric	n/a	124 x 64 x 67	2850

Note: Battery is included with the MQ600 pump models only.

## ACCESSORIES

	MODEL	DESCRIPTION
<b>Suction Hoses</b>	HS and HSQ series	2", 3", 4", and 6" diameter rigid PVC helix reinforced hose - NPT Thread and Cam/Groove Coupler
<b>Discharge Hoses</b>	HD and HDQ Series	2", 3", 4" and 6" diameter lay-flat synthetic PVC reinforced hose - NPT Thread and Cam/Groove Coupler
<b>Wheel Kits</b>	UWK Series	Wheel kits for pipe-frame pumps. 8" foam-filled tires, retractable handle, and necessary hardware for easy installation
<b>Q/D Couplers</b>	A200A, A300A, A400A, A600A	2", 3", 4" and 6" high quality Cam/Groove aluminium fittings that thread onto male NPT pump ports for quick-disconnect hose operations
<b>Vacuum Testing Kit</b>	7100031	Pump vacuum test gauge that easily affixes to 2", 3", 4" and 6" port to check pump casing pressure integrity

Your Multiquip dealer is:

Connect with us on

